

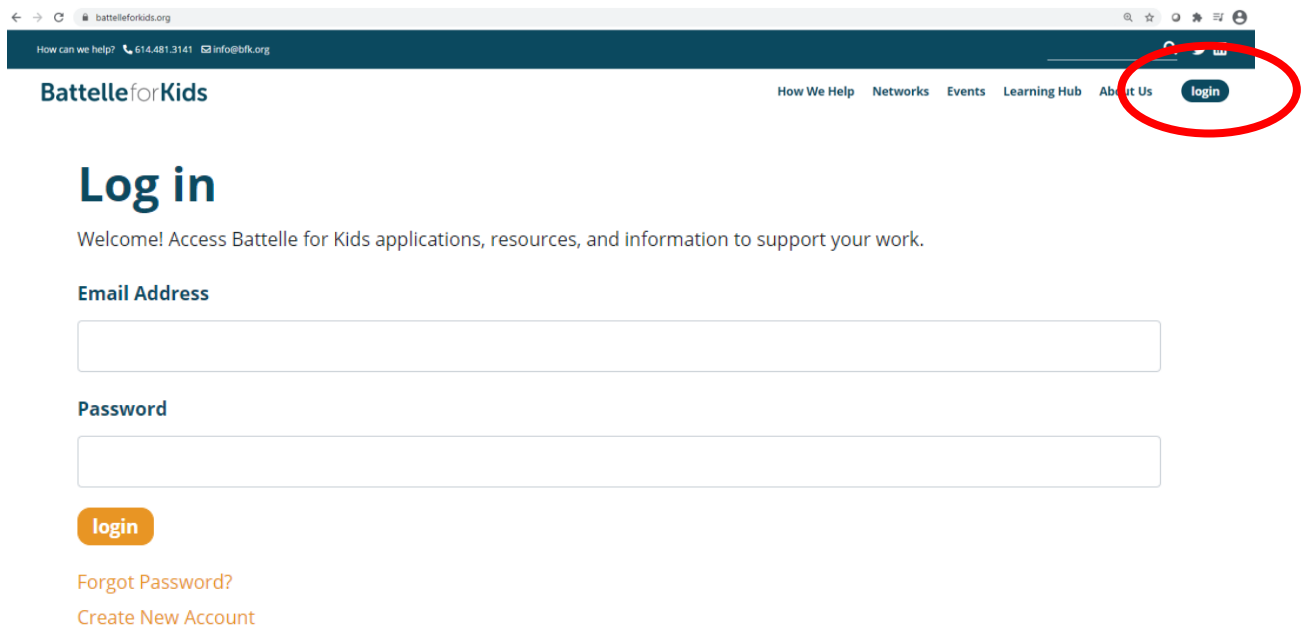
The Student Experience21™

by Battelle for Kids

CREATE YOUR ACCOUNT

To access The Student Experience21 suite of tools, you need to create an account. Go to battelleforkids.org and click the **login** button on the top-right menu bar.

You may already have an account if you have logged in to a Battelle for Kids application before. If you are unsure, follow the directions for “New Users,” and you’ll be prompted if an account currently exists with the same email address.



How can we help? 614.481.3141 info@bfk.org

Battelle for Kids

How We Help Networks Events Learning Hub About Us **login**

Log in

Welcome! Access Battelle for Kids applications, resources, and information to support your work.

Email Address

Password

login

[Forgot Password?](#)

[Create New Account](#)

New Users

First, you'll need:

- Access code provided by your school or district survey coordinator
- Your school email address

Next:

- Go to battelleforkids.org and click the **login** button on the top-right menu bar.
- Click **create new account** and enter the access code and your school email address.
- Click **continue** and provide your name and a password of your choice.
- Click **continue** to complete the account setup.

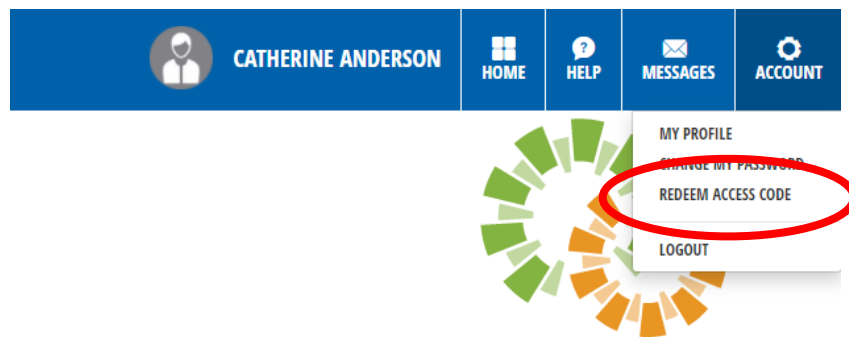
Current Users

First, you'll need:

- Access code provided by your school or district survey coordinator
- Your school email address

Next:

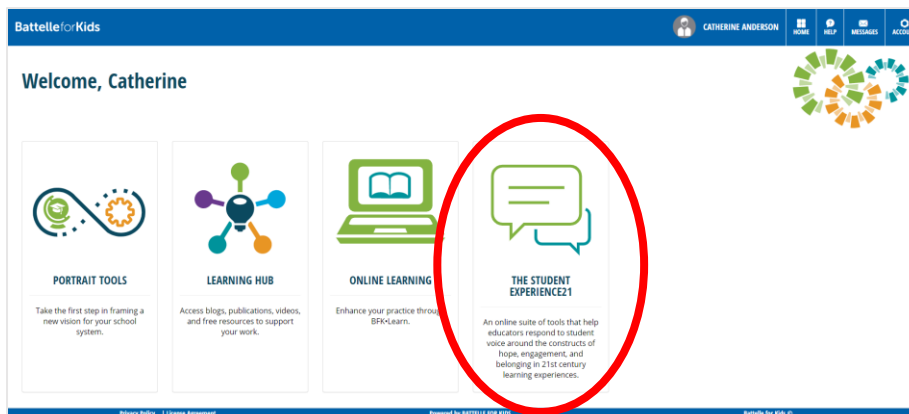
- Go to battelleforkids.org and click the **login** button on the top-right menu bar.
- Enter your school email address and password, then click **login**.
- Once logged in, click on **account** in the top-right menu.
- Select **Redeem Access Code** from the drop-down menu.
- Enter the access code and click **add**.

A screenshot of the "REDEEM ACCESS CODE" form. The form has a blue header with the title "REDEEM ACCESS CODE" and a close button (X). Below the header, it says "Please enter an access code below". There is a label "Access Code" followed by a text input field. At the bottom right of the form, there are two buttons: "add" and "cancel".

Set Up, Administer, and View Surveys

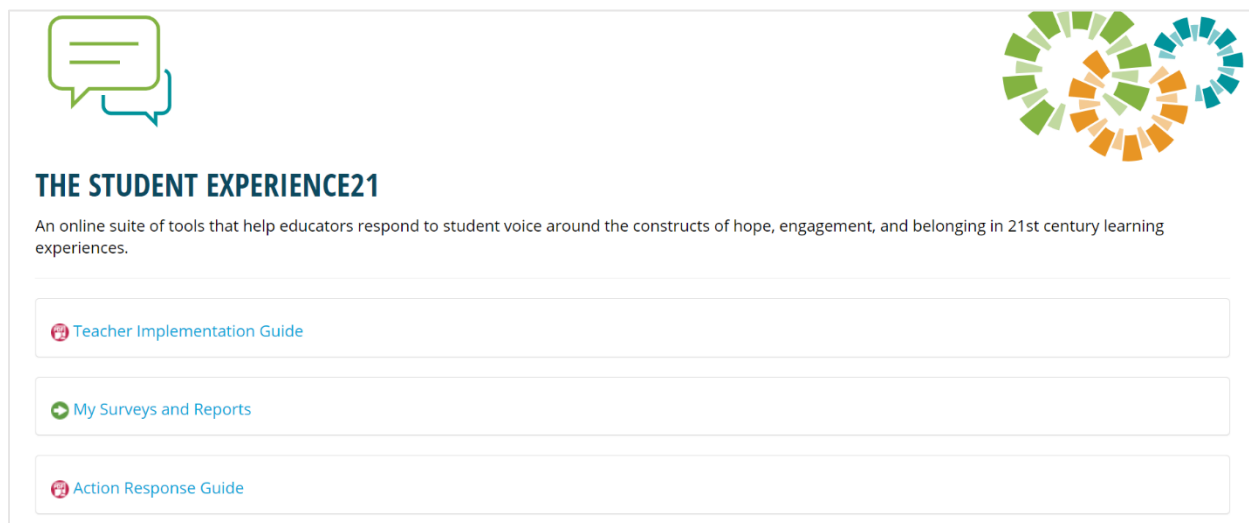
Once logged in, you're ready to use the suite of tools!

- Locate and click on **The Student Experience21** from your home page.



Next:

- The Student Experience21 dashboard provides you access to the entire suite of tools.
- Your dashboard view may look slightly different from the image below due to your district role (teacher, principal, administrator, etc.).
- Download the **Implementation Guide** to get started.



The Student Experience21 suite of tools is designed to elevate student voice to support teacher reflection and practice system-wide. It is inappropriate to use The Student Experience21 student perception survey for student or teacher evaluation purposes.

Need help?

First, check with your school or district survey coordinator—they may already know the answer and be able to help you.

Email support@bfk.org, and the Battelle for Kids team is happy to help.