



## Access the Formative Instructional Practices Online Learning Modules

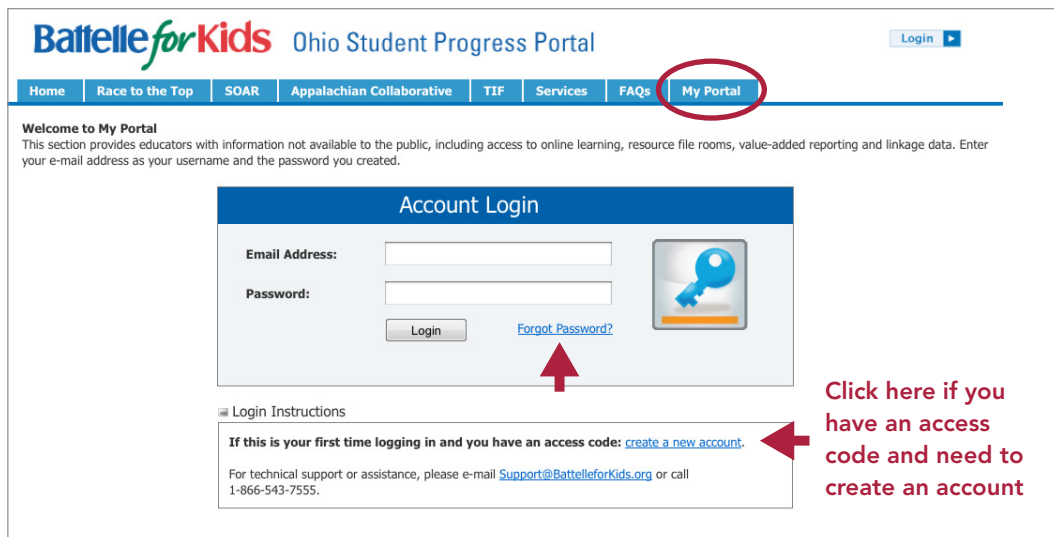
**Step 1:** Visit [www.FIPYourSchoolOhio.org](http://www.FIPYourSchoolOhio.org).

**Step 2:** From the top navigation, select the My Portal tab.

**Step 3:** **Returning users** should enter their email address and password. Users who have taken value-added online courses should use the same username and password as they used to access those courses.

**New users** should use the “Create a New Account” link to create an account using their school email address, license number (Credential ID), and access code provided by your FIP Specialist or district-selected FIP Facilitator.

**Aren't sure?** If you aren't sure if you already have an account, you can click the “Forgot Password” link and enter your school email address. If you have an account, password reset instructions will be sent to this email address. If you don't have an account, you will see an error message stating that the account doesn't exist, and you should then follow the directions above for new users.



**Battelle for Kids Ohio Student Progress Portal** Login

Home | Race to the Top | SOAR | Appalachian Collaborative | TIF | Services | FAQs | **My Portal**

Welcome to My Portal  
This section provides educators with information not available to the public, including access to online learning, resource file rooms, value-added reporting and linkage data. Enter your e-mail address as your username and the password you created.

**Account Login**

Email Address:

Password:

Login [Forgot Password?](#)

**Login Instructions**

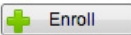
If this is your first time logging in and you have an access code: [create a new account](#).

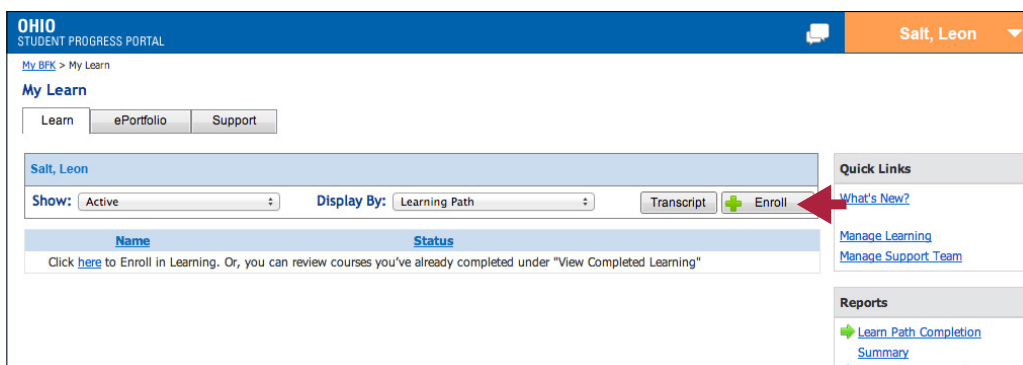
For technical support or assistance, please e-mail [Support@BattelleforKids.org](mailto:Support@BattelleforKids.org) or call 1-866-543-7555.

**Click here if you have an access code and need to create an account**

- If you already have an account but you do not remember your password, click “Forgot Password,” and password reset instructions will be sent to your school email address. If you do not receive an email within 15 minutes, please contact Battelle for Kids at [Support@BattelleforKids.org](mailto:Support@BattelleforKids.org) or call 1-866-543-7555.
- If you do not have your access code, contact Battelle for Kids at [Support@BattelleforKids.org](mailto:Support@BattelleforKids.org) or call 1-866-543-7555.
- If you receive an error that says “Credential ID is not valid for creating an account,” please contact Battelle for Kids at [Support@BattelleforKids.org](mailto:Support@BattelleforKids.org) or call 1-866-543-7555.

## Enroll in a Learning Path or Module

- In the BFK•Learn section, click on the “My Learning” link.
- On the right side of the page, click the Enroll button,  to enroll in a new course.



- Use the Learning Path or Courses tabs to find the learning you want to complete. Individual modules can be found in the Courses tab. The Learning Path tab contains modules organized into learning paths by topic.



- When the enrollment confirmation pop-up box appears, click “Enroll” again to finalize your enrollment.
- You are now enrolled in the learning path you selected.
- To start a module, click “Begin” under the Actions header on the far right side of the screen.

**TIP:** If you have already started a module, click “Resume” to pick up where you left off.