

# Workforce Insights

Clermont, Brown Counties

# 2012-2014



This overview report provides a snapshot of the local job market in Clermont and Brown Counties. Considerations include healthy occupations (large, growing, and well-paying (livable wages, or \$12/hourly)). The data to inform these summary charts have been compiled from powerful licensed data sources including EMSI an economic modeling tool, and WantedAnalytics, a real-time job posting aggregator and analyst tool.

**Contents**

Geographic Region Overview..... 2

Skills & Certifications ..... 4

Healthy Occupations for Entry-Level Workers..... 5

Employers Hiring Now ..... 8

Top Titles..... 8

Online Sources ..... 8

# Geographic Region Overview

Clermont, Brown Counties, Ohio

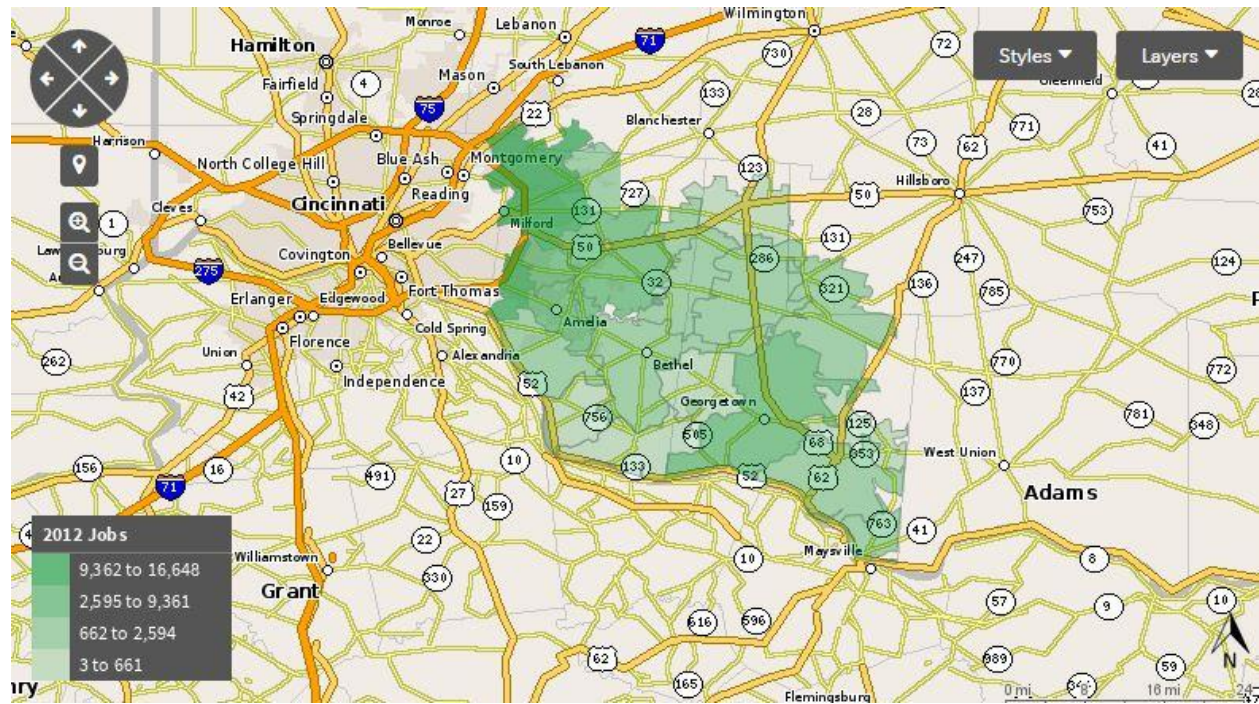


Figure 1: Job Volume across Brown, Clermont Counties

Table 1: Job Growth by Zip Code (2012-2014)

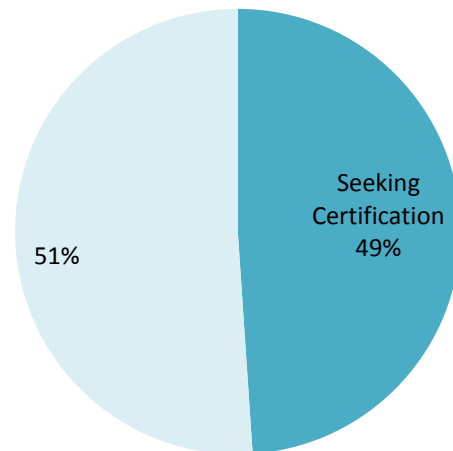
ZIP	Zip Name	2014 Jobs	Change from 2012	% Change
45150	Milford, OH (in Clermont county)	17133	485	3%
45245	Cincinnati, OH (in Clermont county)	12264	165	1%
45140	Loveland, OH (in Clermont county)	10406	633	6%
45103	Batavia, OH (in Clermont county)	9209	156	2%
45102	Amelia, OH (in Clermont county)	5140	129	3%
45121	Georgetown, OH (in Brown county)	3706	119	3%
45154	Mount Orab, OH (in Brown county)	2280	102	5%
45157	New Richmond, OH (in Clermont county)	1899	4	0%
45106	Bethel, OH (in Clermont county)	1820	98	6%
45176	Williamsburg, OH (in Clermont county)	1616	201	14%
45122	Goshen, OH (in Clermont county)	1423	42	3%
45167	Ripley, OH (in Brown county)	1289	35	3%
45171	Sardinia, OH (in Brown county)	896	24	3%
45101	Aberdeen, OH (in Brown county)	751	21	3%
45118	Fayetteville, OH (in Brown county)	610	29	5%
45120	Felicity, OH (in Clermont county)	496	-42	-8%
45160	Owensville, OH (in Clermont county)	459	10	2%

45130	Hamersville, OH (in Brown county)	253	6	2%
45153	Moscow, OH (in Clermont county)	224	34	18%
45168	Russellville, OH (in Brown county)	196	10	5%
45147	Miamiville, OH (in Clermont county)	86	-20	-19%
45158	Newtonsville, OH (in Clermont county)	54	-3	-5%
45131	Higginsport, OH (in Brown county)	42	4	11%
45156	Neville, OH (in Clermont county)	28	-1	-3%
45119	Feesburg, OH (in Brown county)	14	2	17%
45115	Decatur, OH (in Brown county)	<10	--	--
45112	Chilo, OH (in Clermont county)	<10	--	--

## Skills & Certifications

0-2 Years' Experience | Oct-Nov 2014

**282 Jobs** found posted for entry-level workers. 138 of these Postings want a certification.



### Top 10 Certifications by Volume

Certs	# Ads
Commercial Driver's License (CDL)	28
Nationwide Mortgage Licensing System (NMLS)	12
Health Insurance Portability and Accountability Act - HIPAA (HIPAA)	9
Certified Registered Nurse (RN)	9
Food safety programs (HACCP)	8
Pharmacy Technician (PT)	6
Class B Commercial Driver's License (CDL B)	5
Associate in Claims (AIC)	3
Certified Property Casualty Underwriter (CPCU)	3
Licensed Professional Counselor (LPC)	3

### Soft Skills are mentioned in EVERY ad. Here are the top 10:

Soft Skills	# Ads
Oral and written communication skills	106
Detail oriented	32
Customer service oriented	27
Integrity	24
Team-oriented, teamwork	22
Sales experience / ability	21
Self-starting / Self-motivated	20
Work independently	19
Coaching	16
Microsoft Office	15

### Here are the top 10 hard skills sought after in online postings:

Hard Skills	# Ads
Siemens PLM	6
Software development	6
Preventive maintenance	6
Bilingual	6
Adobe LifeCycle ES	5
Accounts Receivable	5
Preventative maintenance inspections	5
Quality Assurance (QA)	5
Medical software	4
Medical billing	4

## Healthy Occupations for Entry-Level Workers

Annual Openings Exist | Less than 5 Years' Work Experience Required | Wages > \$12.00/Hour

(First 27 of 59 Occupations requiring high school degree)

High School Degree				
Job Type (SOC Name)	Annual Openings	2013 Avg. Hourly Earnings	Largest	Fastest
Office Clerks, General	58.5	\$13.63	X	X
Customer Service Representatives	52.5	\$14.48	X	X
First-Line Supervisors of Retail Sales Workers	45.5	\$15.27	X	X
Sales Representatives, Wholesale and Manufacturing, Except Technical and Scientific Products	42.5	\$30.74	X	X
Team Assemblers	35	\$15.26	X	X
Carpenters	34	\$15.54	X	X
Secretaries and Administrative Assistants, Except Legal, Medical, and Executive	32.5	\$14.94	X	X
Sales Representatives, Services, All Other	29	\$25.68	X	X
Automotive Service Technicians and Mechanics	28.5	\$14.21	X	X
Maintenance and Repair Workers, General	28	\$17.59	X	X
First-Line Supervisors of Food Preparation and Serving Workers	26.5	\$13.35	X	X
Bookkeeping, Accounting, and Auditing Clerks	24.5	\$15.97	X	X
Shipping, Receiving, and Traffic Clerks	24.5	\$13.19	X	X
First-Line Supervisors of Office and Administrative Support Workers	23	\$22.25	X	X
Electricians	23	\$19.20		X
Cargo and Freight Agents	22	\$19.12		
Insurance Sales Agents	21.5	\$27.35	X	X
Printing Press Operators	21.5	\$20.30		X
Light Truck or Delivery Services Drivers	20	\$16.25		X
Plumbers, Pipefitters, and Steamfitters	16.5	\$20.34		
Insurance Claims and Policy Processing Clerks	16.5	\$16.93		X
Welders, Cutters, Solderers, and Brazers	15.5	\$17.62		
Paper Goods Machine Setters, Operators, and Tenders	15.5	\$13.87		X
Industrial Machinery Mechanics	15	\$22.99		
Managers, All Other	14.5	\$26.97	X	
Security Guards	13	\$15.37		X
Loan Interviewers and Clerks	12	\$16.06		

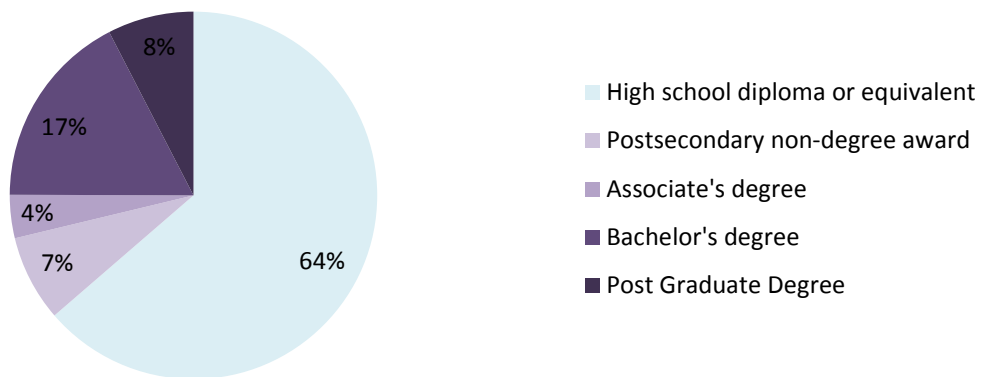
## Postsecondary Credential (Non-Degree)

Job Type (SOC Name)	Annual Openings	2013 Avg. Hourly Earnings	Largest	Fastest
Heavy and Tractor-Trailer Truck Drivers	46	\$18.73	X	X
Emergency Medical Technicians and Paramedics	24.5	\$15.14		X
Licensed Practical and Licensed Vocational Nurses	15.5	\$17.83	X	
First-Line Supervisors of Production and Operating Workers	12.5	\$23.88		
Dental Assistants	6.5	\$15.28		
First-Line Supervisors of Production and Operating Workers	12.5	\$23.88		
Dental Assistants	6.5	\$15.28		
Medical Assistants	6.5	\$13.22		

## Associate's Degree

Job Type (SOC Name)	Annual Openings	2013 Avg. Hourly Earnings	Largest	Fastest
Registered Nurses	31	\$26.04	X	
Preschool Teachers, Except Special Education	24	\$12.35	X	x
Dental Hygienists	7.5	\$31.35		

## Healthy Occupations by Education Level



## Bachelor's Degree

Job Type (SOC Name)	Annual Openings	2013 Avg. Hourly Earnings	Largest	Fastest
Software Developers, Applications	32.5	\$38.40	X	X
Computer Systems Analysts	29.5	\$36.17		X
Accountants and Auditors	19.5	\$29.00	X	
Management Analysts	17	\$34.76		X
Market Research Analysts and Marketing Specialists	16.5	\$26.28		X
Loan Officers	14.5	\$34.86		
Mental Health and Substance Abuse Social Workers	14	\$16.14		X
Human Resources Specialists	13	\$23.86		X
Sales Representatives, Wholesale and Manufacturing, Technical and Scientific Products	12.5	\$38.22		
Cost Estimators	11.5	\$24.75		
Network and Computer Systems Administrators	10	\$31.24		
Computer Programmers	9.5	\$32.15		
Sales Managers	9	\$48.17		
Insurance Underwriters	9	\$28.45		
Industrial Engineers	7.5	\$35.82		
Software Developers, Systems Software	7	\$33.50		
Graphic Designers	7	\$19.61		
Mechanical Engineers	6	\$35.20		
Medical and Health Services Managers	5.5	\$40.89		

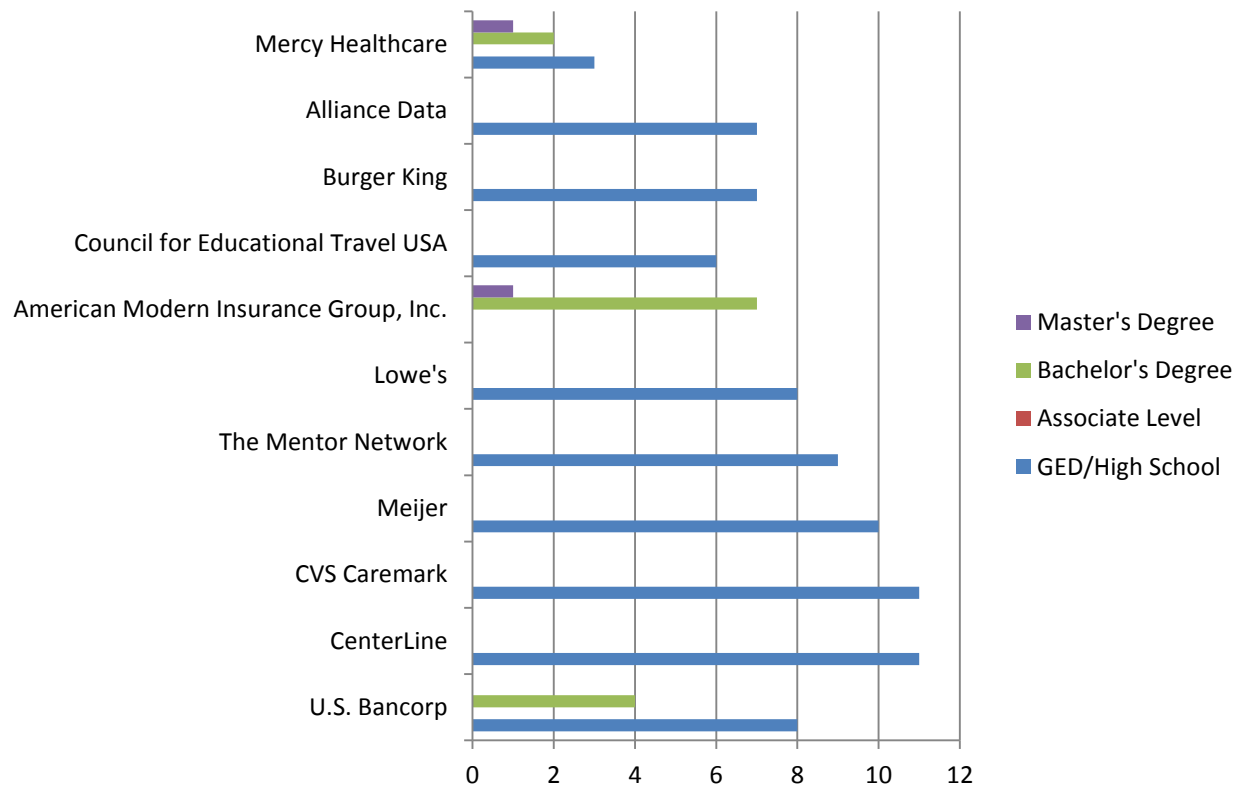
## Post-graduate Degree

Job Type (SOC Name)	Annual Openings	2013 Avg. Hourly Earnings	Largest	Fastest
Mental Health Counselors	6	\$17.83		
Postsecondary Teachers	19.5	\$37.11		X
Lawyers	6.5	\$47.46		



## Employers Hiring Now

282 Jobs found online posted by 109 unique employers.



## Top Titles

SOC Name	# Ads
Heavy and Tractor-Trailer Truck Drivers	24
Retail Salespersons	17
Social and Human Service Assistants	17
First-Line Supervisors of Retail Sales Workers	15
Customer Service Representatives	14
Sales Agents, Financial Services	11
Insurance Sales Agents	10
First-Line Supervisors of Food Preparation and Serving Workers	9
Pharmacy Technicians	8
First-Line Supervisors of Office and Administrative Support Workers	7
Heavy and Tractor-Trailer Truck Drivers	24
Retail Salespersons	17

## Online Sources

Website	# Ads
Corporate site	95
US.jobs	60
ZipRecruiter	19
JobNetwork	18
LinkedIn	16
Monster	15
snagajob	14
TweetMyJobs	9
Ohio Means Jobs	6
CareerBuilder	6
DiversityInc	5
K12JobSpot	5
Careersingear	4
Corporate site	95